

KATASHI

INNOVATIVE PERFORMANCE

IMPACT WRENCHES
SCREWDRIVERS
DRILLS
RATCHETS
DIE GRINDERS
ANGLE GRINDERS
LUBRICANTS
ERROR PROOFING SYSTEMS

SANDERS & POLISHERS
HAMMERS
RIVETERS
TORQUE WRENCHES
ELECTRICAL SCREW DRIVERS
AIRLINE ACCESSORIES
GAUGES



HI-PERFORMANCE INDUSTRIAL TOOLS

ISO 9001:2015



WWW.KATASHIINTERNATIONAL.COM

KATASHI

“INNOVATION IS THE KEY TO TECHNICAL & ECONOMIC DEVELOPMENT”

THIS HAS HELPED US TO DEVELOP KATASHI, OFFERING SUPREME QUALITY WITH UNMATCHED PRICING. WE ARE PROFESSIONAL TECHNO-COMMERCIAL MANAGERS AIMING TO EMPOWER INDUSTRIES BY REDUCING COST WHILE MAINTAINING COST TO PERFORMANCE RATIO

WITH OVER 27 YEARS OF INDUSTRIAL APPLICATION EXPERIENCE, WE HAVE SUCCESSFULLY DEVELOPED A WIDE RANGE OF PRODUCTS WHICH ARE BEST SUITABLE FOR LIGHT TO HEAVY MANUFACTURING WHILE BEING COST-EFFECTIVE

OUR PAST EXPERIENCE HAS TAUGHT US TO KEEP INNOVATING WHILE MAINTAINING THE QUALITY OF OUR PRODUCTS. WE KEEP OUR PRODUCTS STRONG AND TOUGH, MORE LIKE OURSELVES!





IW-381S

Bolt Size (MM): 6-8
 Free Speed (RPM): 8500
 Max Torque NM(FT-LB):
 85(62)
 Overall Length (MM): 200
 Weight (KG): 1.1
 Air Inlet: 1/4"



IW-382S

Bolt Size (MM): 10-12
 Free Speed (RPM): 7700
 Max Torque NM(FT-LB):
 125(92)
 Overall Length (MM): 225
 Weight (KG): 1.2
 Air Inlet: 1/4"



IW-383S

Bolt Size (MM): 10-14
 Free Speed (RPM): 8200
 Max Torque NM(FT-LB):
 150(110)
 Overall Length (MM): 220
 Weight (KG): 1.3
 Air Inlet: 1/4"



IW-384S (BUTTERFLY)

Bolt Size (MM): 5-6
 Free Speed (RPM): 11000
 Max Torque NM(FT-LB):
 90(66)
 Overall Length (MM): 160
 Weight (KG): 0.9
 Air Inlet: 1/4"



IW-384SCP

Bolt Size (MM): 6-8
 Free Speed (RPM): 11000
 Max Torque NM(FT-LB):
 88(64)
 Overall Length (MM): 160
 Weight (KG): 0.85
 Air Inlet: 1/4"



IW-385P

Bolt Size (MM): 6-10
 Free Speed (RPM): 10000
 Max Torque NM(FT-LB):
 100(74)
 Overall Length (MM): 127
 Weight (KG): 1.1
 Air Inlet: 1/4"



IW-386P

Bolt Size (MM): 6-12
 Free Speed (RPM): 10000
 Max Torque NM(FT-LB):
 220(162)
 Overall Length (MM): 166
 Weight (KG): 1.3
 Air Inlet: 1/4"



IW-388A

Bolt Size (MM): 6-8
 Free Speed (RPM): 5200
 Max Torque NM(FT-LB):
 55(41)
 Overall Length (MM): 200
 Weight (KG): 1.1
 Air Inlet: 1/4"



IW-3803P

Bolt Size (MM): 6-12
 Free Speed (RPM): 11000
 Max Torque NM(FT-LB):
 475(350)
 Overall Length (MM): 126
 Weight (KG): 1.4
 Air Inlet: 1/4"



IW-3809P

Bolt Size (MM): 10-16
 Free Speed (RPM): 9000
 Max Torque NM(FT-LB):
 550(450)
 Overall Length (MM): 150
 Weight (KG): 1.7
 Air Inlet: 1/4"



IW-3810P

Bolt Size (MM): 8-12
 Free Speed (RPM): 8800
 Max Torque NM(FT-LB):
 120(89)
 Overall Length (MM): 200
 Weight (KG): 1.1
 Air Inlet: 1/4"



IW-3811P

Bolt Size (MM): 8-12
 Free Speed (RPM): 10000
 Max Torque NM(FT-LB):
 270(200)
 Overall Length (MM): 165
 Weight (KG): 1.6
 Air Inlet: 1/4"



IW-3881CP

Bolt Size (MM): 8-14
 Free Speed (RPM): 9500
 Max Torque NM(FT-LB):
 580(428)
 Overall Length (MM): 121
 Weight (KG): 1.3
 Air Inlet: 1/4"

KATASHI IMPACT WRENCH 1/2"



IW-124P

Bolt Size (MM): 10-16
Free Speed (RPM): 8000
Max Torque NM(FT-LB):
670(495)
Overall Length (MM): 195
Weight (KG): 2.6
Air Inlet: 1/4"



IW-125CP

Bolt Size (MM): 12-20
Free Speed (RPM): 10000
Max Torque NM(FT-LB):
750(553)
Overall Length (MM): 193
Weight (KG): 2.0
Air Inlet: 1/4"



IW-128CP

Bolt Size (MM): 14-22
Free Speed (RPM): 8700
Max Torque NM(FT-LB):
1250(922)
Overall Length (MM): 148
Weight (KG): 1.55
Air Inlet: 1/4"



IW-1205P

Bolt Size (MM): 14-20
Free Speed (RPM): 7500
Max Torque NM(FT-LB):
810(598)
Overall Length (MM): 205
Weight (KG): 2.4
Air Inlet: 1/4"



IW-1207CP

Bolt Size (MM): 12-18
Free Speed (RPM): 8800
Max Torque NM(FT-LB):
810(598)
Overall Length (MM): 193
Weight (KG): 2.1
Air Inlet: 1/4"



IW-1209P

Bolt Size (MM): 12-18
Free Speed (RPM): 7200
Max Torque NM(FT-LB):
850(627)
Overall Length (MM): 190
Weight (KG): 2.7
Air Inlet: 1/4"



IW-1209PN

Bolt Size (MM): 18
Free Speed (RPM): 7500
Max Torque NM(FT-LB):
630(465)
Overall Length (MM): 193
Weight (KG): 2.6
Air Inlet: 1/4"



IW-1221CP

Bolt Size (MM): 10-16
Free Speed (RPM): 7200
Max Torque NM(FT-LB):
720(531)
Overall Length (MM): 150
Weight (KG): 1.6
Air Inlet: 1/4"



IW-1231P

Bolt Size (MM): 10-16
Free Speed (RPM): 8400
Max Torque NM(FT-LB):
520(384)
Overall Length (MM): 190
Weight (KG): 2.0
Air Inlet: 1/4"



IW-1236CP

Bolt Size (MM): 8-14
Free Speed (RPM): 10500
Max Torque NM(FT-LB):
575(425)
Overall Length (MM): 125
Weight (KG): 1.3
Air Inlet: 1/4"

KATASHI IMPACT WRENCH 3/4"



IW-344P

Bolt Size (MM): 14-28
Free Speed (RPM): 4700
Max Torque NM(FT-LB):
1450(1070)
Overall Length (MM): 210
Weight (KG): 4.2
Air Inlet: 3/8"



IW-345CP

Bolt Size (MM): 16-30
Free Speed (RPM): 4600
Max Torque NM(FT-LB):
1600(1180)
Overall Length (MM): 240
Weight (KG): 3.6
Air Inlet: 3/8"



IW-3407CP

Bolt Size (MM): 22-26
Free Speed (RPM): 9400
Max Torque NM(FT-LB):
1020(752)
Overall Length (MM): 213
Weight (KG): 2.6
Air Inlet: 3/8"



IW-3409P

Bolt Size (MM): 16-30
Free Speed (RPM): 5100
Max Torque NM(FT-LB):
1500(1100)
Overall Length (MM): 230
Weight (KG): 4.9
Air Inlet: 3/8"



IW-3461P

Bolt Size (MM): 16-28
Free Speed (RPM): 5200
Max Torque NM(FT-LB):
1250(922)
Overall Length (MM): 255
Weight (KG): 4.6
Air Inlet: 1/4"



IW-111-6S

Bolt Size (MM): 22-32
Free Speed (RPM): 4250
Max Torque NM(FT-LB):
2500(1844)
Overall Length (MM): 510
Weight (KG): 11
Air Inlet: 1/2"



IW-112P

Bolt Size (MM): 24-44
Free Speed (RPM): 3500
Max Torque NM(FT-LB):
3250(2398)
Overall Length (MM): 305
Weight (KG): 11.8
Air Inlet: 1/2"



IW-115-6S

Bolt Size (MM): 24-40
Free Speed (RPM): 3500
Max Torque NM(FT-LB):
3300(2434)
Overall Length (MM): 625
Weight (KG): 14.5
Air Inlet: 1/2"



IW-116-6S

Bolt Size (MM): 24-44
Free Speed (RPM): 3200
Max Torque NM(FT-LB):
3250(2398)
Overall Length (MM): 620
Weight (KG): 14.5
Air Inlet: 1/2"



IW-1109P

Bolt Size (MM): 22-32
Free Speed (RPM): 5100
Max Torque NM(FT-LB):
2400(1770)
Overall Length (MM): 290
Weight (KG): 9.5
Air Inlet: 1/2"



SD-04SQC

Capacity (MM): 5-8
Free Speed (RPM): 9000
Max Torque (NM): 80
Overall Length (MM): 210
Weight (KG): 1.0
Air Inlet: 1/4"



SD-05SQC

Capacity (MM): 5-6
Free Speed (RPM): 9500
Max Torque (NM): 35
Overall Length (MM): 185
Weight (KG): 0.7
Air Inlet: 1/4"



SD-06PQC

Capacity (MM): 5-8
Free Speed (RPM): 8500
Max Torque (NM): 55
Overall Length (MM): 165
Weight (KG): 0.85
Air Inlet: 1/4"



SD-09PQC

Capacity (MM): 6-10
Free Speed (RPM): 7500
Max Torque (NM): 100
Overall Length (MM): 175
Weight (KG): 1.2
Air Inlet: 1/4"



SD-10PQC

Capacity (MM): 5-8
Free Speed (RPM): 9000
Max Torque (NM): 90
Overall Length (MM): 185
Weight (KG): 1.1
Air Inlet: 1/4"



SD-11PQCC

Capacity (MM): 4-6
Free Speed (RPM): 1800
Max Torque (NM): 3-8
Overall Length (MM): 215
Weight (KG): 1.2
Air Inlet: 1/4"



SD-14SCQC

Capacity (MM): 2-6
Free Speed (RPM): 2000
Max Torque (NM): 0.5-7.5
Overall Length (MM): 245
Weight (KG): 0.9
Air Inlet: 1/4"



SD-15SQC

Capacity (MM): 6-12
Free Speed (RPM): 8500
Max Torque (NM): 30-110
Overall Length (MM): 200
Weight (KG): 1.1
Air Inlet: 1/4"



SD-41SQC

Capacity (MM): 6-8
Free Speed (RPM): 10500
Max Torque (NM): 45
Overall Length (MM): 205
Weight (KG): 1.1
Air Inlet: 1/4"



SD-90PQC

Capacity (MM): 6-10
Free Speed (RPM): 10500
Max Torque (NM): 10-40
Overall Length (MM): 140
Weight (KG): 0.8
Air Inlet: 1/4"



SD-91PQC

Capacity (MM): 6-10
 Free Speed (RPM): 9000
 Max Torque (NM): 30-110
 Overall Length (MM): 185
 Weight (KG): 1.2
 Air Inlet: 1/4"



SD-92AQC

Capacity (MM): 6-10
 Free Speed (RPM): 5200
 Max Torque (NM): 15-50
 Overall Length (MM): 225
 Weight (KG): 1.3
 Air Inlet: 1/4"



SD-93PQC

Capacity (MM): 6-10
 Free Speed (RPM): 9000
 Max Torque (NM): 25-135
 Overall Length (MM): 160
 Weight (KG): 1.2
 Air Inlet: 1/4"



OP-1408SQC

Drive (Inch): 1/4" QC
 Max Torque (NM): 4-8
 Free Speed (RPM): 3600
 Overall Length (MM): 220
 Weight (KG): 0.83



OP-1416SQC

Drive (Inch): 1/4" QC
 Max Torque (NM): 7-16
 Free Speed (RPM): 4700
 Overall Length (MM): 220
 Weight (KG): 0.83



OP-1428PQC

Drive (Inch): 1/4" QC
 Max Torque (NM): 13-28
 Free Speed (RPM): 6000
 Overall Length (MM): 170
 Weight (KG): 0.95



OP-1416PQC

Drive (Inch): 1/4" QC
 Max Torque (NM): 7-16
 Free Speed (RPM): 4800
 Overall Length (MM): 171
 Weight (KG): 0.92



OP-3816P

Drive (Inch): 3/8"
 Max Torque (NM): 7-16
 Free Speed (RPM): 4800
 Overall Length (MM): 187
 Weight (KG): 0.92



OP-3832P

Drive (Inch): 3/8"
 Max Torque (NM): 15-32
 Free Speed (RPM): 6000
 Overall Length (MM): 170
 Weight (KG): 0.95



OP-3853P

Drive (Inch): 3/8"
 Max Torque (NM): 30-53
 Free Speed (RPM): 5700
 Overall Length (MM): 185
 Weight (KG): 1.05



OP-3860P

Drive (Inch): 3/8"
 Max Torque (NM): 42-60
 Free Speed (RPM): 6000
 Overall Length (MM): 170
 Weight (KG): 1.25

**OP-12A30P**

Drive (Inch): 1/2"
 Max Torque (NM): 70-130
 Free Speed (RPM): 5200
 Overall Length (MM): 195
 Weight (KG): 1.7

**OP-12A45P**

Drive (Inch): 1/2"
 Max Torque (NM): 90-145
 Free Speed (RPM): 3800
 Overall Length (MM): 215
 Weight (KG): 2.30

**OP-1285P**

Drive (Inch): 1/2"
 Max Torque (NM): 50-85
 Free Speed (RPM): 5700
 Overall Length (MM): 190
 Weight (KG): 1.45

**KAT-T30PB**

Drive Size: QC
 Free Speed (RPM): 1800
 Max Torque (KGFCM): 2-16
 Overall Length (MM): 195
 Weight (KG): 0.49
 Air Inlet: 1/4"

**KAT-T35PB**

Drive Size: QC
 Free Speed (RPM): 2200
 Max Torque (KGFCM): 3-20
 Overall Length (MM): 195
 Weight (KG): 0.49
 Air Inlet: 1/4"

**KAT-T40PB**

Drive Size: QC
 Free Speed (RPM): 1000
 Max Torque (KGFCM): 5-30
 Overall Length (MM): 195
 Weight (KG): 0.49
 Air Inlet: 1/4"

**KAT-T45PB**

Drive Size: QC
 Free Speed (RPM): 800
 Max Torque (KGFCM): 8-40
 Overall Length (MM): 195
 Weight (KG): 0.43
 Air Inlet: 1/4"

**KAT-55PB**

Drive Size: QC
 Free Speed (RPM): 10000
 Max Torque (KGFCM): 7-65
 Overall Length (MM): 230
 Weight (KG): 0.81
 Air Inlet: 1/4"

**KAT-T65PB**

Drive Size: QC
 Free Speed (RPM): 300
 Max Torque (KGFCM): 30-180
 Overall Length (MM): 240
 Weight (KG): 0.93
 Air Inlet: 1/4"



DM-102SHL

Drive Shank (Inch): 3/8"
Capacity (MM): 10
Free Speed (RPM): 22000
Overall Length (MM): 180
Weight (KG): 0.7
Air Inlet: 1/4"



DM-104SLR

Drive Shank (Inch): 3/8"
Capacity (MM): 10
Free Speed (RPM): 1800
Overall Length (MM): 203
Weight (KG): 1.1
Air Inlet: 1/4"



DM-105PR

Drive Shank (Inch): 3/8"
Capacity (MM): 10
Free Speed (RPM): 1800
Overall Length (MM): 190
Weight (KG): 1.1
Air Inlet: 1/4"



DM-106AR

Drive Shank (Inch): 3/8"
Capacity (MM): 10
Free Speed (RPM): 1800
Overall Length (MM): 180
Weight (KG): 1.1
Air Inlet: 1/4"



DM-108PR

Drive Shank (Inch): 3/8"
Capacity (MM): 10
Free Speed (RPM): 3500
Overall Length (MM): 190
Weight (KG): 1.1
Air Inlet: 1/4"



DM-134PR

Drive Shank (Inch): 1/2"
Capacity (MM): 12
Free Speed (RPM): 800
Overall Length (MM): 230
Weight (KG): 1.8
Air Inlet: 1/4"



DM-135PRT

Drive Shank (Inch): 1/2"
Capacity (MM): 12
Free Speed (RPM): 700
Overall Length (MM): 205
Weight (KG): 1.6
Air Inlet: 1/4"



DM-138PR

Drive Shank (Inch): 1/2"
Capacity (MM): 12
Free Speed (RPM): 500
Overall Length (MM): 180
Weight (KG): 1.5
Air Inlet: 1/4"



DM-1003PR

Drive Shank (Inch): 3/8"
Capacity (MM): 10
Free Speed (RPM): 2500
Overall Length (MM): 178
Weight (KG): 1.3
Air Inlet: 1/4"



RW-122C

Drive Shank (Inch): 1/2"
Max Torque (NM): 120
Free Speed (RPM): 280
Overall Length (MM): 275
Weight (KG): 1.2
Air Inlet: 1/4"



RW-127

Drive Shank (Inch): 1/2"
Max Torque (NM): 100
Free Speed (RPM): 180
Overall Length (MM): 125
Weight (KG): 1.2
Air Inlet: 1/4"



RW-387

Drive Shank (Inch): 3/8"
Max Torque (NM): 68
Free Speed (RPM): 170
Overall Length (MM): 230
Weight (KG): 1.8
Air Inlet: 1/4"



RW-389HS

Drive Shank (Inch): 3/8"
Max Torque (NM): 180
Free Speed (RPM): 7000
Overall Length (MM): 340
Weight (KG): 1.8
Air Inlet: 1/4"



MDG-03S

Free Speed (RPM): 60000
Collet Size (MM): 3
Overall Length (MM): 130
Weight (KG): 0.2
Air Inlet: 1/4"



MDG-036S

Free Speed (RPM): 32000
Collet Size (MM): 3
Overall Length (MM): 140
Weight (KG): 0.3
Air Inlet: 1/4"



DG-060S

Free Speed (RPM): 35000
Collet Size (MM): 6
Overall Length (MM): 124
Weight (KG): 0.45
Air Inlet: 1/4"



DG-061S

Free Speed (RPM): 20000
Collet Size (MM): 6
Overall Length (MM): 147
Weight (KG): 0.65
Air Inlet: 1/4"



DG-062S

Free Speed (RPM): 35000
Collet Size (MM): 6
Overall Length (MM): 145
Weight (KG): 0.6
Air Inlet: 1/4"



DG-063SLRH

Free Speed (RPM): 15000
Collet Size (MM): 6
Overall Length (MM): 340
Weight (KG): 1.55
Air Inlet: 1/4"



DG-064S

Free Speed (RPM): 22000
Collet Size (MM): 6
Overall Length (MM): 165
Weight (KG): 0.6
Air Inlet: 1/4"



DG-065S

Free Speed (RPM): 20000
Collet Size (MM): 6
Overall Length (MM): 170
Weight (KG): 0.7
Air Inlet: 1/4"



DG-066SRH

Free Speed (RPM): 24000
Collet Size (MM): 6
Overall Length (MM): 170
Weight (KG): 0.7
Air Inlet: 1/4"



DG-067SLRH

Free Speed (RPM): 18000/21000
Collet Size (MM): 6
Overall Length (MM): 317
Weight (KG): 2.45
Air Inlet: 1/4"



DG-068A

Free Speed (RPM): 20000
Collet Size (MM): 6
Overall Length (MM): 160
Weight (KG): 0.5
Air Inlet: 1/4"



DG-069AHD

Free Speed (RPM): 15000
Collet Size (MM): 6
Overall Length (MM): 188
Weight (KG): 0.7
Air Inlet: 1/4"



DG-611S

Free Speed (RPM): 24000
Collet Size (MM): 3&6
Overall Length (MM): 170
Weight (KG): 0.39
Air Inlet: 1/4"



DG-612S

Free Speed (RPM): 22000
Collet Size (MM): 3&6
Overall Length (MM): 170
Weight (KG): 0.57
Air Inlet: 1/4"



DG-661S

Free Speed (RPM): 24000
Collet Size (MM): 6
Overall Length (MM): 180
Weight (KG): 0.6
Air Inlet: 1/4"



DG-662SHD

Free Speed (RPM): 22000
Collet Size (MM): 6
Overall Length (MM): 170
Weight (KG): 0.55
Air Inlet: 1/4"



DG-668AC

Free Speed (RPM): 18000
Collet Size (MM): 6
Overall Length (MM): 175
Weight (KG): 0.7
Air Inlet: 1/4"



DG-669SLL

Free Speed (RPM): 22000
Collet Size (MM): 6
Overall Length (MM): 205
Weight (KG): 0.66
Air Inlet: 1/4"



SDG-7140

Free Speed (RPM): 6000
Collet Size (MM): 15X25
Overall Length (MM): 535
Weight (KG): 5.2
Air Inlet: 1/2"



SDG-7220

Free Speed (RPM): 6000
Collet Size (MM): 15X25
Overall Length (MM): 535
Weight (KG): 5.2
Air Inlet: 1/2"



AG-25L

Capacity MM(Inch) 52(2")
Free Speed (RPM): 15000
Overall Length (MM): 175
Weight (KG): 0.6
Air Inlet: 1/4"



AG-27R

Capacity MM(Inch) 52(2")
Free Speed (RPM): 15000
Overall Length (MM): 155
Weight (KG): 0.6
Air Inlet: 1/4"



AG-42L

Capacity MM(Inch) 102(4")
Free Speed (RPM): 12000
Overall Length (MM): 242
Weight (KG): 1.9
Air Inlet: 1/4"



AG-44R

Capacity MM(Inch) 102(4")
Free Speed (RPM): 13500
Overall Length (MM): 246
Weight (KG): 1.9
Air Inlet: 1/4"



AG-45L

Capacity MM(Inch) 102(4")
Free Speed (RPM): 13500
Overall Length (MM): 246
Weight (KG): 1.9
Air Inlet: 1/4"



AG-4RHD

Capacity MM(Inch) 102(4")
Free Speed (RPM): 13500
Overall Length (MM): 215
Weight (KG): 1.7
Air Inlet: 1/4"



AG-47CL

Capacity MM(Inch) 102(4")
Free Speed (RPM): 12000
Overall Length (MM): 247
Weight (KG): 1.6
Air Inlet: 1/4"



AG-52L

Capacity MM(Inch) 127(5")
Free Speed (RPM): 230
Overall Length (MM): 230
Weight (KG): 1.9
Air Inlet: 1/4"



AG-57CL

Capacity MM(Inch) 127(5")
Free Speed (RPM): 12000
Overall Length (MM): 255
Weight (KG): 1.6
Air Inlet: 1/4"



HS-06

Pad Size (Inch): 3", 4", 5"
Pad Size (MM): 76, 102, 127
Free Speed (RPM): 16000
Overall Length (MM): 160
Weight (KG): 1.1
Air Inlet: 1/4"



ROS-039P

Pad Size (Inch-MM): 3" (76)
Free Speed (RPM): 16000
Overall Length (MM): 86
Weight (KG): 0.7
Air Inlet: 1/4"



ROS-050

Pad Size (Inch-MM): 5" (127)
Free Speed (RPM): 10000
Overall Length (MM): 140
Weight (KG): 0.9
Air Inlet: 1/4"



ROS-051

Pad Size (Inch-MM): 5" (127)
Free Speed (RPM): 10000
Overall Length (MM): 140
Weight (KG): 0.95
Air Inlet: 1/4"



ROS-052

Pad Size (Inch-MM): 5" (127)
Free Speed (RPM): 11000
Overall Length (MM): 195
Weight (KG): 1
Air Inlet: 1/4"



ROS-054V

Pad Size (Inch-MM): 5" (127)
Free Speed (RPM): 11000
Overall Length (MM): 195
Weight (KG): 1.1
Air Inlet: 1/4"



ROS-055

Pad Size (Inch-MM): 5" (127)
Free Speed (RPM): 12000
Overall Length (MM): 150
Weight (KG): 0.75
Air Inlet: 1/4"



BS-10S

Belt Size (MM): 10X330
Free Speed (RPM): 16000
Overall Length (MM): 290
Weight (KG): 0.8
Air Inlet: 1/4"



BS-20S

Belt Size (MM): 20X520
Free Speed (RPM): 16000
Overall Length (MM): 375
Weight (KG): 1.3
Air Inlet: 1/4"



AP-35P

Pad Size (Inch-MM): 3" (76)
Free Speed (RPM): 3200
Overall Length (MM): 160
Weight (KG): 0.9
Air Inlet: 1/4"



AP-36P

Pad Size (Inch-MM): 3" (76)
Free Speed (RPM): 2500
Overall Length (MM): 115
Weight (KG): 0.8
Air Inlet: 1/4"



AH-75RH

Shank Size: 0.401"
Pistone Stroke (MM): 70
Blow Per Minute: 2800
Overall Length (MM): 160
Weight (KG): 1.6



AH-76RC

Shank Size: 0.401"
Pistone Stroke (MM): 80
Blow Per Minute: 3000
Overall Length (MM): 215
Weight (KG): 1.6



CH-78-3H

Shank Size: 14.7mm
Pistone Stroke (MM): 76
Blow Per Minute: 1950
Overall Length (MM): 380
Weight (KG): 6.5



DH-79

Shank Size: 1-1.4"x6"
Pistone Stroke (MM): 165
Blow Per Minute: 1200
Overall Length (MM): 710
Weight (KG): 37



AH-71L

Blows Per Minute: 4200
Overall Length (MM): 257
Weight (KG): 2



AH-72LNS

Blows Per Minute: 4200
Overall Length (MM): 450
Weight (KG): 3.1



AH-701P

Shank Size: 0.401"
Pistone Stroke (MM): 66
Blow Per Minute: 330
Overall Length (MM): 260
Weight (KG): 2.05



AH-7711

Blows Per Minute: 800
Overall Length (MM): 460
Weight (KG): 4.2



HR-3164K

Rivet Capacity (MM):
3/32"(2.4), 1/8(3.2)
5/32"(4.0), 3/16"(4.8)
Stroke Length (MM): 16
Traction Power (LBS/KG):
1888/855
Overall Length (MM): 270
Weight (KG): 1.4



HR-3166HD

Rivet Capacity (MM):
3/32"(2.4), 1/8(3.2)
5/32"(4.0), 3/16"(4.8)
Stroke Length (MM): 16
Traction Power (LBS/KG):
1987/900
Overall Length (MM): 295
Weight (KG): 1.4




HR-147HD

Rivet Capacity (MM):
3/32"(2.4), 1/8(3.2)
5/32"(4.0), 3/16"(4.8)
1/4"(6.4)
Stroke Length (MM): 15
Traction Power (LBS/KG):
3577/1620
Overall Length (MM): 275
Weight (KG): 1.8



HR-3169V

Rivet Capacity (MM):
3/32"(2.4), 1/8(3.2)
5/32"(4.0), 3/16"(4.8)
Stroke Length (MM): 16
Traction Power (LBS/KG):
2600/1180
Overall Length (MM): 250
Weight (KG): 1.4



RIVETER

RNT-08P

Rivet Capacity (MM): 8-10
Free Speed (RPM): 600
Overall Length (MM): 185
Weight (KG): 1.3



AIR BODY SAW

AS-6900


Strokes Per Minute (SPM):
10000 bpm
Cutting Capacity:
1.5mm Steel | 2.8mm Aluminium
Length (MM): 220
Weight (KG): 0.43



ENGRAVING PEN

EP-1305

Blow Per Minute: 3600
Diameter (mm): 16
Overall Length (MM): 170
Weight (KG): 0.2



ENGRAVING PEN

EP-9311

Blow Per Minute: 3600
Diameter (mm): 16
Overall Length (MM): 170
Weight (KG): 0.2



TW-25

Square Drive (Inch): 3/8"
Torque Range (NM): 5-25
Accuracy (PCT): ±3%
Overall Length (MM): 280
Weight (KG): 0.60



TW-110

Square Drive (Inch): 3/8"
Torque Range (NM): 20-110
Accuracy (PCT): ±3%
Overall Length (MM): 365
Weight (KG): 0.85



TW-210

Square Drive (Inch): 1/2"
Torque Range (NM): 42-210
Accuracy (PCT): ±3%
Overall Length (MM): 460
Weight (KG): 1.38



TW-25R

Square Drive (Inch): 3/8"
Torque Range (NM): 5-25
Accuracy (PCT): ±4%
Overall Length (MM): 280
Weight (KG): 0.60



TW-110R

Square Drive (Inch): 3/8"
Torque Range (NM): 20-210
Accuracy (PCT): ±4%
Overall Length (MM): 360
Weight (KG): 0.84



TW-210R

Square Drive (Inch): 1/2"
Torque Range (NM): 42-210
Accuracy (PCT): ±4%
Overall Length (MM): 470
Weight (KG): 1.37



TW-350R

Square Drive (Inch): 1/2"
Torque Range (NM): 70-350
Accuracy (PCT): ±4%
Overall Length (MM): 630
Weight (KG): 2.45



TW-110RS12

Square Drive (Inch): 3/8"
Torque Range (NM): 20-100
Accuracy (PCT): ±4%
Overall Length (MM): 410
Weight (KG): 1.02



TW-210RS11

Square Drive (Inch): 1/2"
Torque Range (NM): 40-200
Accuracy (PCT): ±4%
Overall Length (MM): 580
Weight (KG): 1.95



DTW-140

Square Drive (Inch): 1/4"
Torque Range (NM): 1-20
Accuracy (PCT): ±2%
Overall Length (MM): 210
Weight (KG): 0.17



DTW-141

Square Drive (Inch): 1/4"
Torque Range (NM): 1.5-30
Accuracy (PCT): ±3%
Overall Length (MM): 390
Weight (KG): 0.75



DTW-382D

Square Drive (Inch): 3/8"
Torque Range (NM): 10-100
Accuracy (PCT): ±1%
Overall Length (MM): 440
Weight (KG): 0.91

**DTW-381**

Square Drive (Inch): 3/8"
Torque Range (NM): 7-135
Accuracy (PCT): $\pm 3\%$
Overall Length (MM): 415
Weight (KG): 1

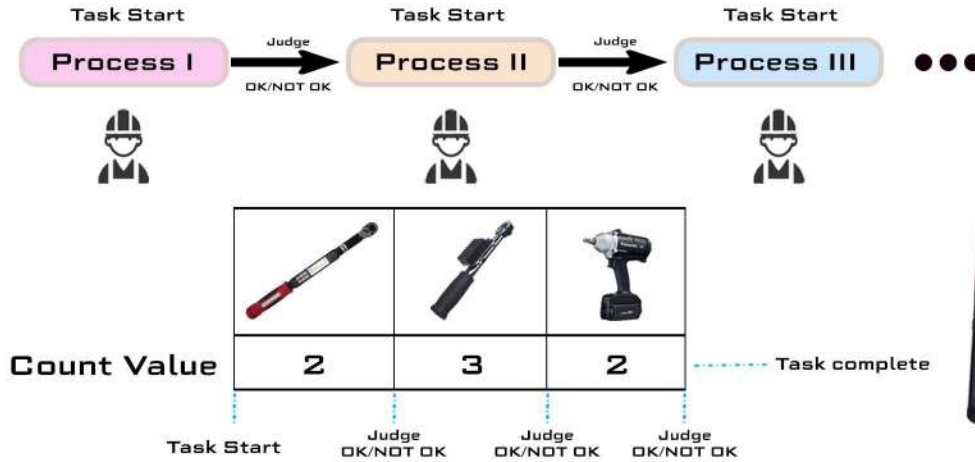
**DTW-121**

Square Drive (Inch): 1/2"
Torque Range (NM): 10-200
Accuracy (PCT): $\pm 1\%$
Overall Length (MM): 530
Weight (KG): 1.35

**DTW-122D**

Square Drive (Inch): 1/2"
Torque Range (NM): 20-200
Accuracy (PCT): $\pm 1\%$
Overall Length (MM): 520
Weight (KG): 1.28

**MEASURING PIN****MAGNETIC V-BLOCK****DIGITAL VERNIER CALIPER****MAGNIFYING GLASS****PLUG/ RING GAUGE**



- Model Selection: Unlimited models at a given time
- Batch OK: Different batches for different models, selectable on a touch screen
- Over 20GB data storage available to keep the data of upto 20 years
- Password protection
- Easy pairing of new tools
- Easy data export using USB and networking
- Separate relay outputs for OK, Not OK and Batch OK
- Customized solutions for error proofing

Description	Receiver Model	Transmitter Model
KATASHI Digital Torque Wrench	●KAT-DRX-A1	●KAT-DTX-RFA
Battery Tool	●KAT-PRX5Z-A1	●KAT-PTX5Z-A
	●KAT-PRX5Z-A2	
	●KAT-PRX5Z-A4	
	●KAT-PRX5Z-SQ16*	
Torque Wrench & Battery Tool	●KAT-RX-RFA1	●KAT-TX-PRF ●KAT-TX-CTRF
	●KAT-TX-RFA2	
	●KAT-TX-RFA4	
	●KAT-TX-RFSQ16*	
Katashi Wireless Switch	●KAT-RX -RF-SW1	

* 16 tools can be paired and 4 operations can be performed at one time.

KATASHI WIRELESS SWITCH



High range, low power receiver for economical environments

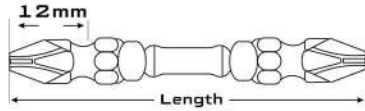
Optimal for small-medium manufacturing

OOKAMI INTELLIGENT SERIES

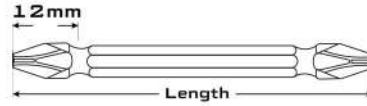
Never miss a bolt with Katashi Error Proofing Systems. It is equipped with artificial intelligence and computer vision technology.

The system monitors the position of the tool and accepts a signal only if the tool is on the correct bolt, eliminating every possible human error.

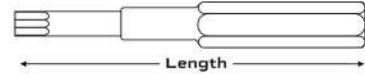




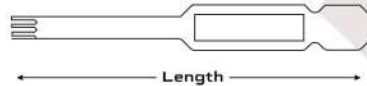
SCREWDRIVER BIT	
MODEL NO.	LENGTH (MM)
D1 PH2 (DE)	75
D1 PH2 (DE)	100
D1 PH2 (DE)	150



SCREWDRIVER BIT	
MODEL NO.	LENGTH (MM)
S2 PH2 (DE)	50
S2 PH2 (DE)	75
S2 PH2 (DE)	100
S2 PH2 (DE)	150
S2 PH2 (DE)	200



HEX BIT	
MODEL NO.	LENGTH (MM)
H3	75
H4	75
H5	75
H6	75
H7	75
H8	75



TORX BIT	
MODEL NO.	LENGTH (MM)
T20	50
T20	75
T25	75
T30	50



Type	Description	Size (Inch)	Model
CH-78-3H	Chisel Point	9"	CCH-9C
	Moil Point	9"	CCH-9M
	Chisel Point	12"	CCH-12C
	Moil Point	12"	CCH-12M
	Chisel Point	18"	CCH-18C
	Moil Point	18"	CCH-18M
	Chisel Point	24"	CCH-24C
	Moil Point	24"	CCH-24M
	Chisel Point	36"	CCH-36C
	Moil Point	36"	CCH-36M
	Chisel Point	48"	CCH-48C
	Moil Point	48"	CCH-48M
	Chisel Point	60"	CCH-60C
	Moil Point	60"	CCH-60M

Type	Description	Size (Inch)	Model
DH-79	Chisel Point	18"	CDH-18C
	Moil Point	18"	CDH-18M
	Chisel Point	21"	CDH-21C
	Moil Point	21"	CDH-21M
	Chisel Point	24"	CDH-24C
	Moil Point	24"	CDH-24M
	Chisel Point	36"	CDH-36C
	Moil Point	36"	CDH-36M
	Chisel Point	48"	CDH-48C
	Moil Point	48"	CDH-48M






WORLD CLASS ENGINEERED SOLUTIONS IN LUBRICATION FOR SMALL TO HEAVY MANUFACTURING

CUSTOMIZED SOLUTIONS FOR AUTOMOTIVE, FOOD, PHARMACEUTICALS, OIL & GAS, PUNCHING & STAMPING, METAL CUTTING & FORGING, STEEL PRODUCTION







KATASHI INTERNATIONAL PVT. LTD.

D-12, SECTOR-1, HSIIDC COMPLEX, IMT MANESAR

GURGAON, HARYANA-122050, INDIA

WEB: WWW.KATASHIINTERNATIONAL.COM



WEBSITE



FACEBOOK

AUTHORISED DISTRIBUTOR:

